

Holistic Development Service Centre (SAMAGRA)
Income & Expenditure Statement
For the period from 1 Shrawan 2072 to 31 Asadh 2073 (17 July 2015 to 15 July 2016)

Amount in NPR


Particulars	Sch	Current Year	Previous Year
Income			
Program Grant Received	8	16,964,359.76	-
Basket Fund Income		-	23,061,902.83
Other Income		-	-
Total Income (A)		16,964,359.76	23,061,902.83
Expenditure			
Depreciation (General Fixed Assets)	5	15,602.92	19,790.82
Disposal (General Fixed Assets)	5	-	-
Project Fund Activities	8	16,964,359.76	-
Basket Fund Activities		-	23,061,902.83
Total Expenditure (B)		16,979,962.68	23,081,693.65
Excess of Income over Expenditure (A-B)		(15,602.92)	(19,790.82)
Appropriation Account			
Surplus Balance Transferred to B/S		(15,602.92)	(19,790.82)

Notes to Financial Statements

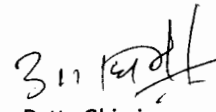
9

Schedules referred above form integral part of Financial Statements


As per our report of
even date


Chameli Pradhan

Vice- Chairperson


Durga Datta Ghimire

Chairperson


CA. Prabin D. Joshi
Prabin Joshi & Co.
Chartered Accountants


Dor Nath Neupane

Executive Director


Babu Kaji Adhikary
General Secretary


Bhubneshwar Singh
Finance Manager


Rupa Bishwakarma
Treasurer

Executive Committee Members:

